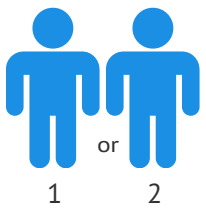


THE STATE OF GRANTSEEKING

Key Findings 2023

People Involved in Grantseeking



74% of respondents

90%

Applied for Grant Funding

Median Dollars

Total Grant Funding
\$150,000
Largest Grant Award
\$74,500

Grantseeking Activity Increased



58% Applied for More Grants

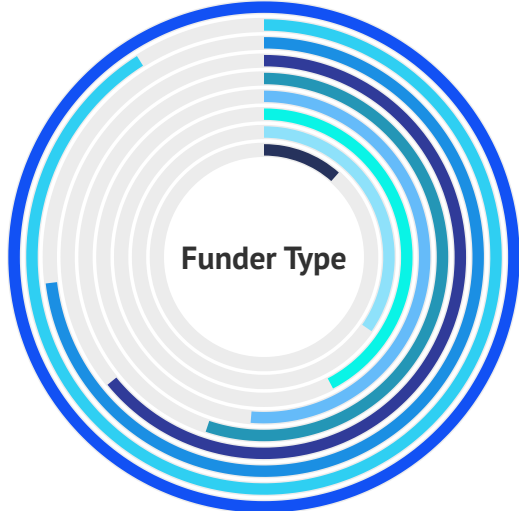


47% Awarded More Grants



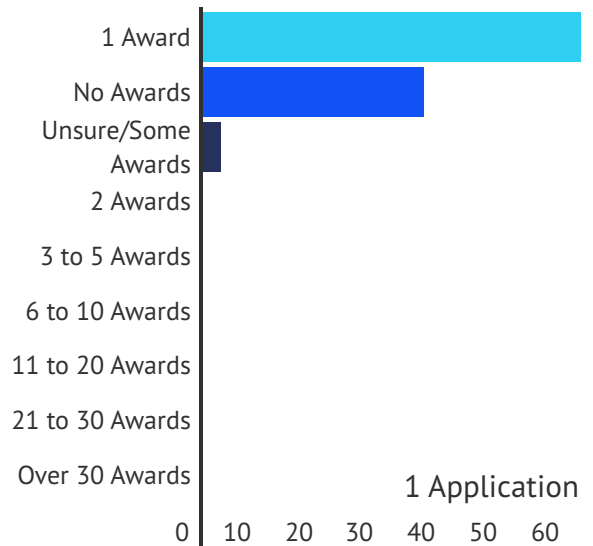
46% Received Larger Awards

Private Foundations were the most frequent funder award source.



- Private Foundations
- Community Foundations
- Corporate Grantmakers
- State Government
- Local Government
- Federal Government
- Donor-Advised Funds
- Corporate Gifts
- Other Grant Sources

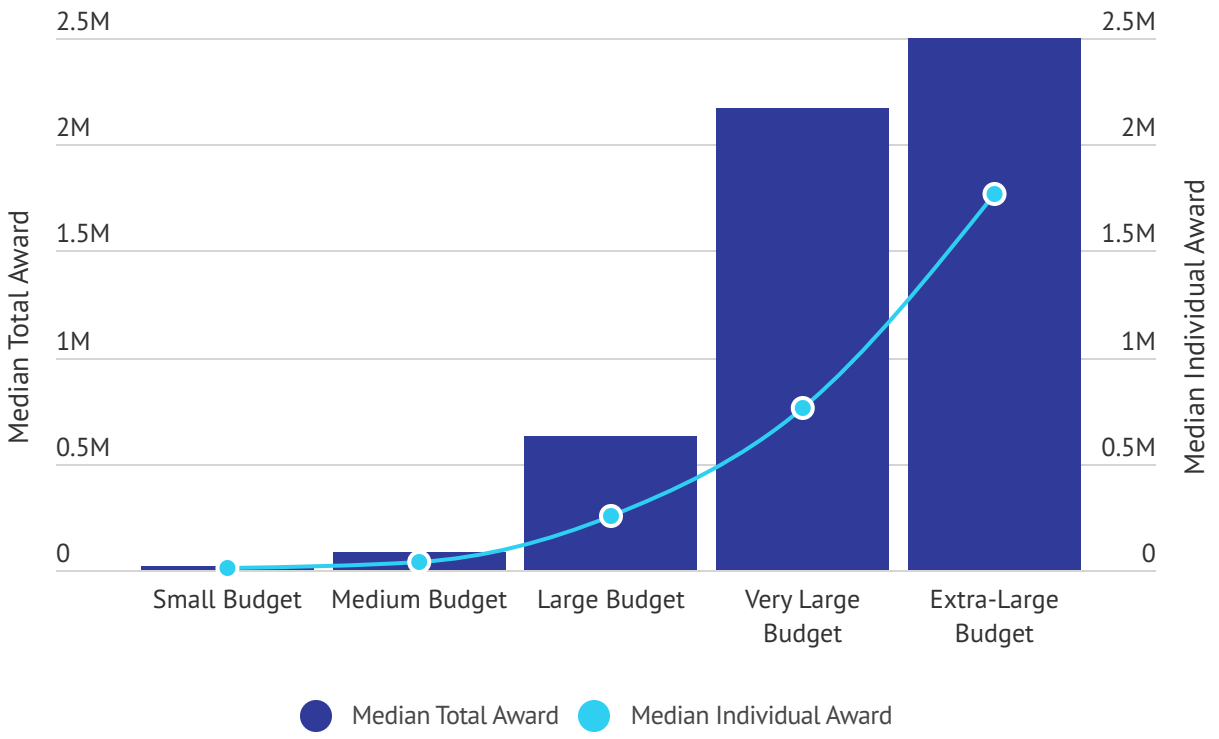
Awards vs Applications



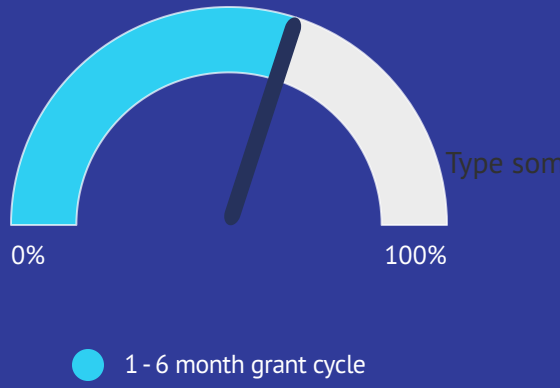
Applying for at least three grant awards increased the frequency of winning an award. Applying for at least six grant awards almost ensures winning at least one award.

Budget Size Matters

Larger organizations consistently reported larger award sizes.



Grant Cycle Length

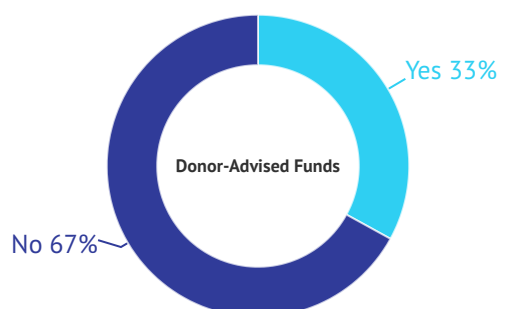


Funders released award monies quickly. 70% within 3 months.

Donor-Advised Funds

Collaborative Grants

Median Dollars
Largest Non-Government Grant
\$40,000
Largest Government Grant
\$218,000




THE STATE OF GRANTSEEKING

Key Findings 2023

60%

Reported Project/Program or General Support as the Largest Award Support Type

Challenges to Grantseeking

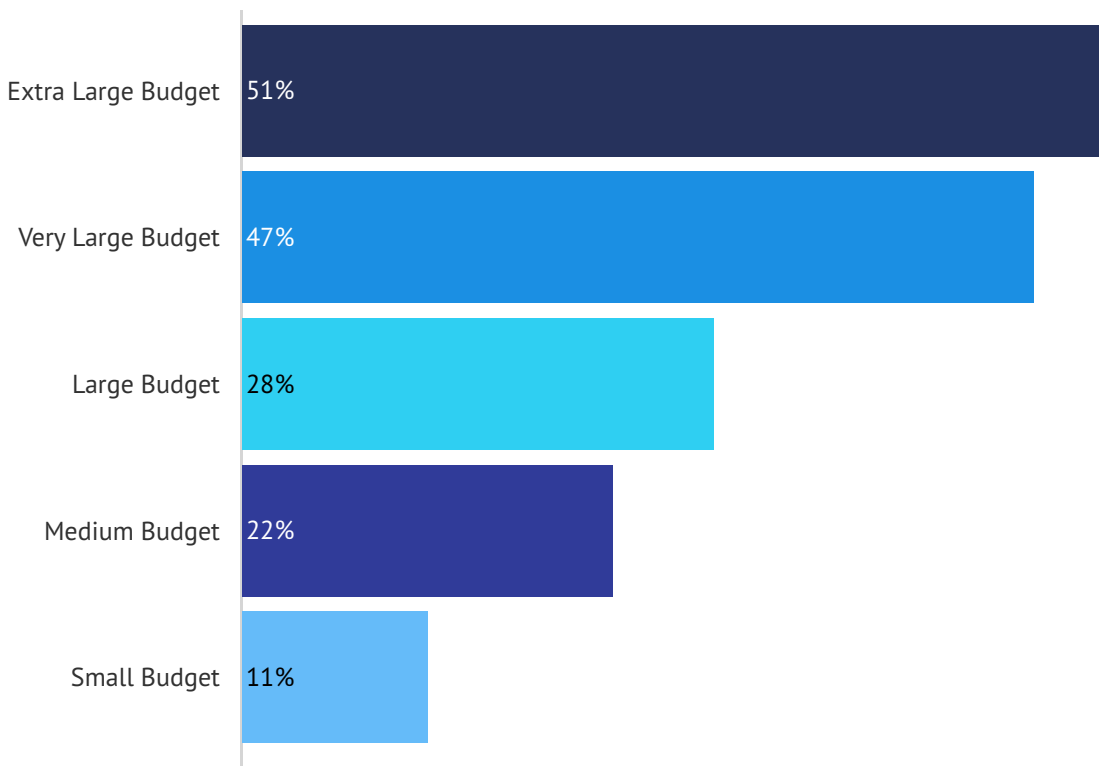


29%

Reported Applying for a Collaborative Grant

Collaboration by Budget

Increases in annual budget size, with the implied increases in staff and infrastructure, influenced collaborative activities.



Awards by Mission Focus

The median value of awards varied substantially by organizational mission focus.

